

# EAST LAKE WOODLANDS

3400 E Lake Rd S, Palm Harbor, FL 34685

MSA Tampa, FL

28.0601298, -82.70618449999999

RPT



## CENTER SIZE






TOTAL CENTER GLA

**104,431 S.F.**

## PROPERTY HIGHLIGHTS

- Grocery anchored neighborhood shopping center located in Palm Harbor, Florida with traffic counts of 36,500 ADT.
- Anchored by Walmart Neighborhood Market and Walgreens.
- Strategically positioned at the intersection of Tampa Road and East Lake Road, near the crossroads of two of Pinellas County's primary commercial arteries, US Route 19 and State Road 580.

## PROPERTY DEMOGRAPHICS

	1 MILE	3 MILE	5 MILE
	<b>7,105</b>	<b>48,218</b>	<b>142,618</b>
	<b>3,163</b>	<b>21,973</b>	<b>61,571</b>
	<b>\$127,127</b>	<b>\$118,150</b>	<b>\$115,665</b>

Stephen Smith

248.592.6079

ssmith@rptrealty.com

rptrealty.com

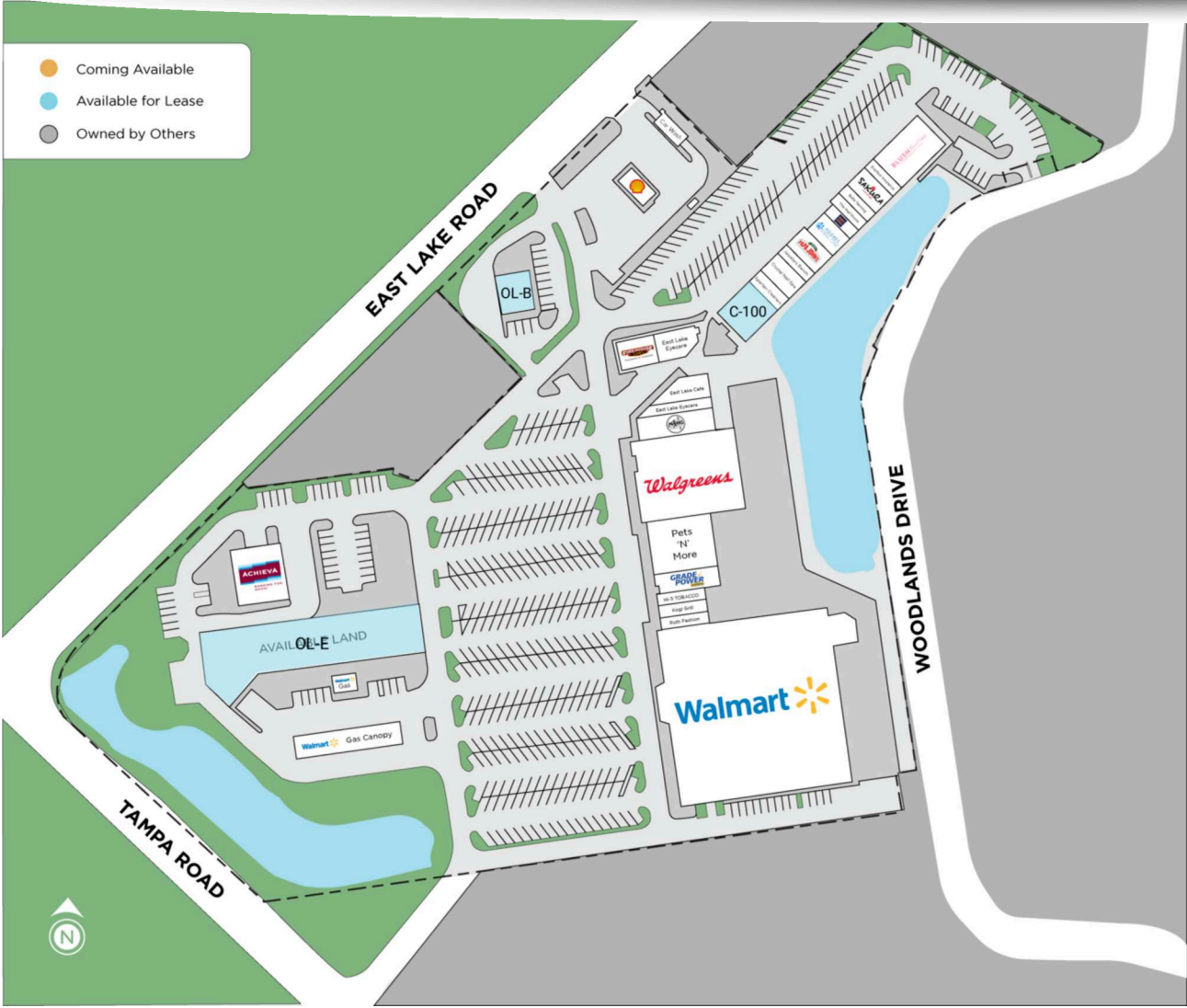
# EAST LAKE WOODLANDS

3400 E Lake Rd S, Palm Harbor, FL 34685

MSA Tampa, FL

28.0601298, -82.70618449999999

RPT



## RETAILERS

A-102	Ruth Fashion	900 SF
A-104	Kogi Grill	900 SF
A-106	Hi-5 Tobacco	900 SF
A-108	Grade Power Learning Center	2,000 SF
A-110	Pets 'N' More	5,200 SF
A-130	Mixer's Bar & Grille	2,697 SF
A-132	East Lake Eyecare & Eyeware	896 SF
A-134	East Lake Cafe	1,740 SF
B-100	Firehouse Subs	1,639 SF
B-110	East Lake Eyecare & Eyeware	1,660 SF
C-100	Available	2,773 SF
C-110	Spartan Cleaners	1,000 SF
C-112	Crystal Nail & Spa	1,500 SF
C-114	Jewelers Bench	750 SF
C-116	Papa John's	1,500 SF
C-120	Hughes' All Creatures	1,350 SF
C-124	Preferred Realty Group	675 SF
C-126	The Mail Room	750 SF
C-128	Bella Tanning	750 SF
C-130	Sakura Sushi	1,500 SF
C-132	Everton Insurance	750 SF
C-140	Blush Boot Camp	3,750 SF
MAJ-A	Walmart	48,758 SF
MAJ-B	Walgreens	13,000 SF
OL-A	Shell	1,794 SF
OL-B	Available	2,075 SF
OL-C	Achieva Credit Union	3,150 SF
OL-D	Walmart Gas Station	754 SF
OL-E	Available	17,200 SF

Stephen Smith

248.592.6079

ssmith@rptrealty.com

rptrealty.com