

# BELLEVUE PLACE

7625 Highway 70 South, Nashville, TN 37221

MSA Nashville, TN

36.07802, -86.9507

RPT



## CENTER SIZE






TOTAL CENTER GLA

**77,099 S.F.**

## PROPERTY HIGHLIGHTS

Bellevue Place is a 77,099 square-foot neighborhood shopping center located in the heart of the rapidly growing Bellevue area of Nashville, Tennessee. The center is strategically positioned at the intersection of Interstate 40 and Highway 70 South, only 12 miles west of downtown Nashville. Anchored by Planet Fitness, Petco and Dollar Tree, Bellevue Place also offers a strong mix of specialty retail, service and dining options.

## PROPERTY DEMOGRAPHICS

	1 MILE	3 MILE	5 MILE
	<b>8,157</b>	<b>41,415</b>	<b>66,674</b>
	<b>4,058</b>	<b>19,218</b>	<b>29,292</b>
	<b>\$93,159</b>	<b>\$123,204</b>	<b>\$144,722</b>

# BELLEVUE PLACE

7625 Highway 70 South, Nashville, TN 37221

MSA Nashville, TN

36.07802, -86.9507

RPT



## RETAILERS

1	Pizza Hut	1,600 SF
2	Great Clips	1,600 SF
3	Petco	12,126 SF
4	Planet Fitness	23,852 SF
5	Available	20,402 SF
6	Dollar Tree	8,000 SF
7	Sunlight Nails	1,600 SF
10	Available	1,597 SF
11	El Agavero Mexican Restaurant	4,800 SF
12	Move Inclusive	1,522 SF